

## Electronic housing - EMG 25-LG/SET - 2943000

Please be informed that the data shown in this PDF Document is generated from our Online Catalog. Please find the complete data in the user's documentation. Our General Terms of Use for Downloads are valid (<http://phoenixcontact.com/download>)



Electronic housing set, consisting of electronic housing and printed circuit termination blocks, pitch 5

### Product Features

- ✓ Choice of four cover sizes in transparent or color versions
- ✓ Practical and easy-to-wire conductor connections
- ✓ Space-saving accommodation of electronic components in finely graded module versions available with 10 to 150 mm pitch
- ✓ Uniform and appropriate housing technology
- ✓ High degree of flexibility due to the wide choice of versions
- ✓ User-friendly and safe mounting on DIN rails according to EN 60715
- ✓ Inflammability class V0 insulation material (according to UL 94)
- ✓ Shock and contamination-proof accommodation of electronic components
- ✓ Universal PCBs for all pitches



### Key commercial data

Packing unit	1 pc
Weight per Piece (excluding packing)	48.05 GRM
Custom tariff number	85369010
Country of origin	Germany

### Technical data

#### General

Housing type	Component housing
Housing material	Polycarbonate fiber reinforced
Color	green

#### Ambient conditions

Ambient temperature (operation)	-40 °C ... 125 °C
---------------------------------	-------------------

## Electronic housing - EMG 25-LG/SET - 2943000

### Technical data

#### Dimensions

Length	75 mm
Constructional height	47.5 mm
Width	25 mm
Pitch	5 mm

#### Technical data

Inflammability class according to UL 94	V0
Power dissipation at 20°C in the horizontal mounting position	1.4 W 1.6 W 7.5 mm
	1.6 W 1.8 W 15 mm
	3.2 W 4.5 W 52 mm
Number of positions	8

### Articles in set

#### PCB terminal block base - MKDS 3/ 2 - 1711026



PCB terminal block, Nominal current: 24 A, Nom. voltage: 400 V, Pitch: 5 mm, Number of positions: 2, Connection method: Screw connection, Mounting: Soldering, Conductor/PCB connection direction: 0 °, Color: green, The article can be aligned to create different nos. of positions!

#### Electronic housing - EMG 25-LG - 2948319



Electronic housing, with snap foot for DIN rail EN 50022 for PCB insertion, without screw connection terminal blocks and cover

#### PCB terminal block - MKDS 3/ 3 - 1711039



PCB terminal block, Nominal current: 24 A, Nom. voltage: 400 V, Pitch: 5 mm, Number of positions: 3, Connection method: Screw connection, Mounting: Soldering, Conductor/PCB connection direction: 0 °, Color: green, The article can be aligned to create different nos. of positions!

# Electronic housing - EMG 25-LG/SET - 2943000

## Articles in set

PCB terminal block - MKDS 3/ 4 - 1711042



PCB terminal block, Nominal current: 24 A, Nom. voltage: 400 V, Pitch: 5 mm, Number of positions: 4, Connection method: Screw connection, Mounting: Soldering, Conductor/PCB connection direction: 0 °, Color: green, The article can be aligned to create different nos. of positions!

---

## Classifications

### eCl@ss

eCl@ss 4.0	27180401
eCl@ss 4.1	27180401
eCl@ss 5.0	27180506
eCl@ss 5.1	27180506
eCl@ss 6.0	27180802
eCl@ss 7.0	27182702
eCl@ss 8.0	27182702

### ETIM

ETIM 2.0	EC001031
ETIM 3.0	EC001031
ETIM 4.0	EC001031
ETIM 5.0	EC000886

### UNSPSC

UNSPSC 6.01	31261501
UNSPSC 7.0901	31261501
UNSPSC 11	31261501
UNSPSC 12.01	31261501
UNSPSC 13.2	31261501

## Approvals

### Approvals

---

Approvals

GOST

---


# Electronic housing - EMG 25-LG/SET - 2943000

## Approvals

Ex Approvals

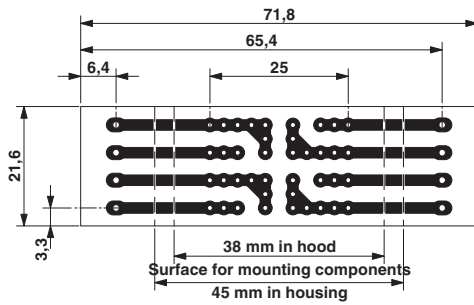
Approvals submitted

## Approval details

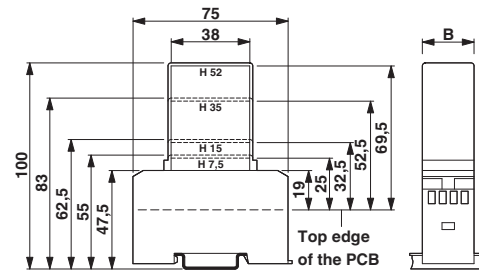


## Drawings

Dimensioned drawing



Dimensioned drawing



Pitch 5 mm

a = Area for mounting components, 38 mm in the hood  
b = Area for mounting components, 45 mm in the housing

1 = Top edge of the PCB  
B = Housing width