

# Printed-circuit board connector - PC 5/ 2-GU-7,62 - 1720686

Please be informed that the data shown in this PDF Document is generated from our Online Catalog. Please find the complete data in the user's documentation. Our General Terms of Use for Downloads are valid (<http://phoenixcontact.com/download>)

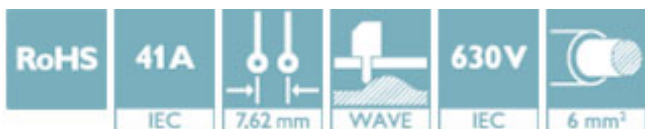


PCB headers, nominal current: 41 A, rated voltage (III/2): 630 V, number of positions: 2, pitch: 7.62 mm, color: green, contact surface: Tin, mounting: Wave soldering


The figure shows a 5-pos. version of the product

## Why buy this product

- Well-known mounting principle allows worldwide use
- Standard header – also suitable for connectors with automatically locking Click and Lock system
- Maximum flexibility when it comes to device design – one header for connectors with different connection technologies



## Key Commercial Data

Packing unit	50 STK
GTIN	 4 046356 114134
GTIN	4046356114134

## Technical data

### Dimensions

Length [ l ]	29.25 mm
Width	18.04 mm
Pitch	7.62 mm
Dimension a	7.62 mm
Width [ w ]	18.04 mm
Height [ h ]	17.74 mm
Constructional height	13.54 mm
Length of the solder pin	4.2 mm
Pin dimensions	0.8 x 1 mm
Pin spacing	7.62 mm
Length	29.25 mm

### General

# Printed-circuit board connector - PC 5/ 2-GU-7,62 - 1720686

## Technical data

### General

Range of articles	PC 5/...-GU
Insulating material group	I
Rated surge voltage (III/3)	6 kV
Rated surge voltage (III/2)	6 kV
Rated surge voltage (II/2)	6 kV
Rated voltage (III/3)	630 V
Rated voltage (III/2)	630 V
Rated voltage (II/2)	1000 V
Connection in acc. with standard	EN-VDE
Nominal current $I_N$	41 A
Maximum load current	41 A
Insulating material	PA
Flammability rating according to UL 94	V0
Color	green
Number of positions	2

### Standards and Regulations

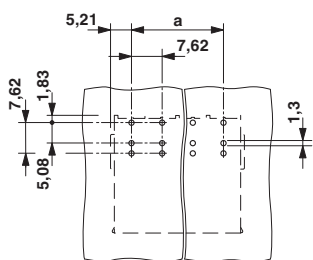
Connection in acc. with standard	EN-VDE
	CUL
Flammability rating according to UL 94	V0

### Environmental Product Compliance

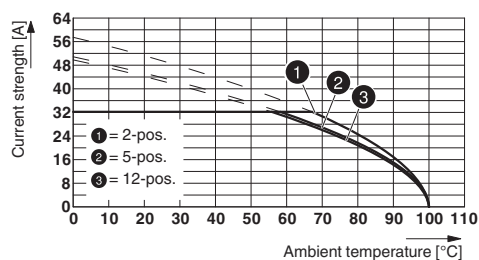
China RoHS	Environmentally friendly use period: unlimited = EFUP-e
	No hazardous substances above threshold values

## Drawings

Drilling diagram



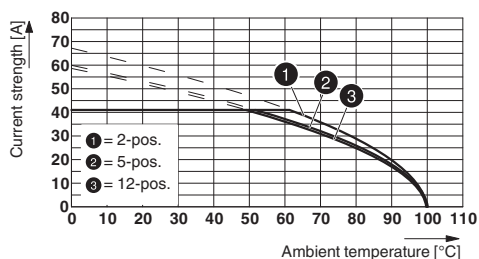
Diagram



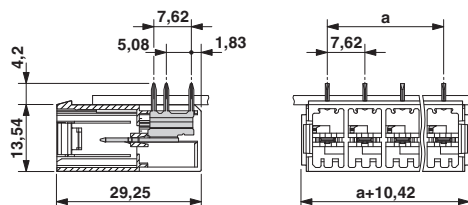
Type: PC 5/...-ST(F)1-7,62 with PC 5/...-GU(F)-7,62  
 Conductor cross section: 6 mm<sup>2</sup>

# Printed-circuit board connector - PC 5/ 2-GU-7,62 - 1720686

Diagram



Dimensional drawing



Type: PC 5/...-ST(F)1-7,62 with PC 5/...-G(F)U-7,62  
 Conductor cross section: 10 mm<sup>2</sup>

## Approvals

### Approvals

Approvals

EAC / cULus Recognized

Ex Approvals

### Approval details

EAC		B.01742
-----	--	---------

cULus Recognized		<a href="http://database.ul.com/cgi-bin/XYV/template/LISEXT/1FRAME/index.htm">http://database.ul.com/cgi-bin/XYV/template/LISEXT/1FRAME/index.htm</a>	E60425-19920722
------------------	--	---	-----------------

	D	B	C
Nominal voltage UN	600 V	300 V	150 V
Nominal current IN	5 A	41 A	41 A

Phoenix Contact 2018 © - all rights reserved  
<http://www.phoenixcontact.com>

PHOENIX CONTACT GmbH & Co. KG  
 Flachsmarktstr. 8  
 32825 Blomberg  
 Germany  
 Tel. +49 5235 300  
 Fax +49 5235 3 41200  
<http://www.phoenixcontact.com>