



PART No. CWBA648

for more information visit
www.hammfg.com

Data subject to change without notice


Isometric drawing Not to Scale



BACK VIEW




LEFT SIDE VIEW



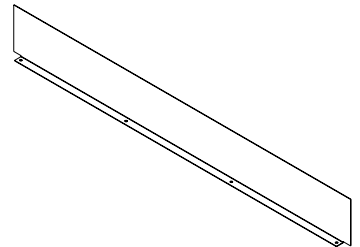
FRONT VIEW



BOTTOM VIEW



TOP VIEW



ISOMETRIC VIEW



RIGHT SIDE VIEW